

Market Snapshot

June 2020

The following information is exclusively provided to you by The Platinum Group, Realtors for the purposes of providing a general understanding of the local real estate market conditions in El Paso County, Colorado.

Average Days
On Market

18

Historical Average = 66

List Price
-vs- Sale Price

100.4%

Historical Average = 98.4%

Months
Of Inventory

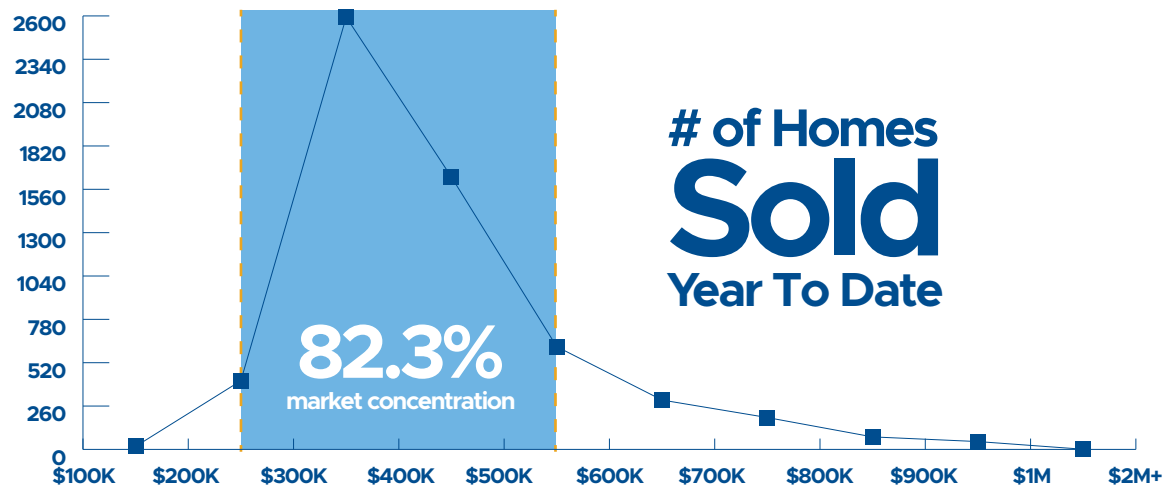
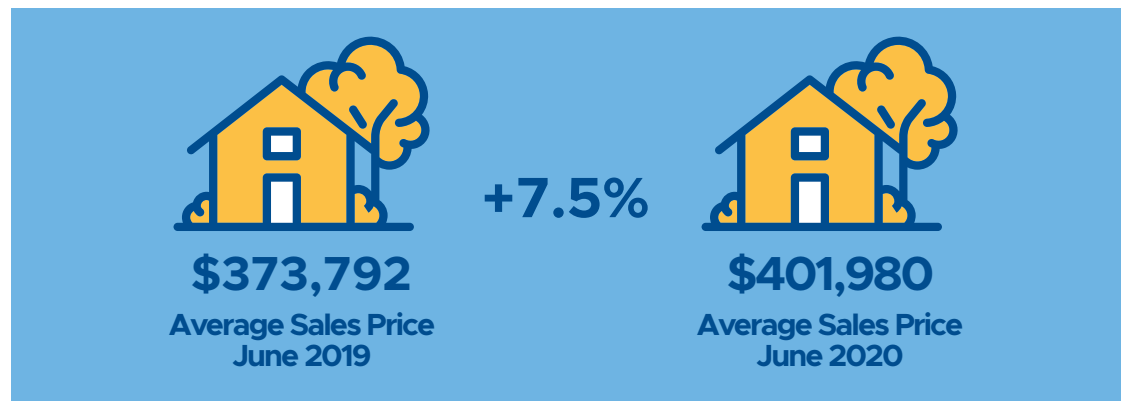
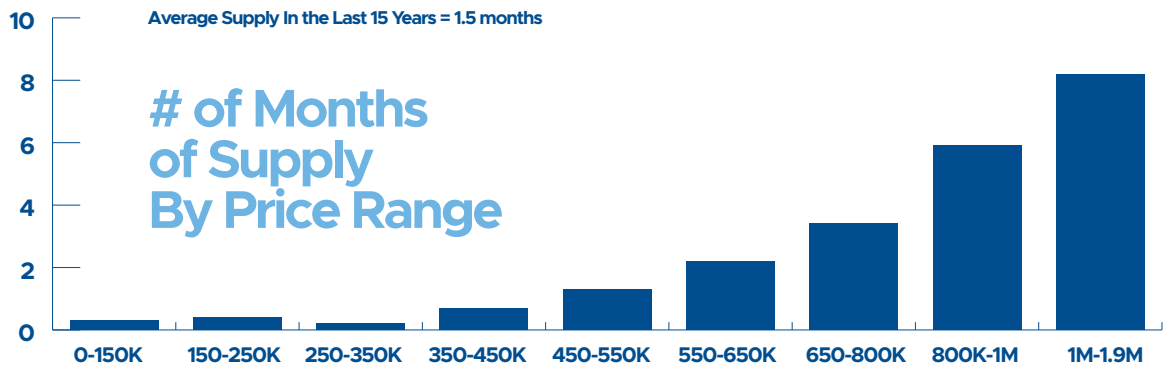
0.8

Historical Average = 1.5

Average Sales
Price Change

+7.9%

Historical Average = +3.3%



Based on information from the Pikes Peak REALTOR Services Corp. ("RSC"), for the period 1985 through present. RSC does not guarantee or is in any way responsible for its accuracy. Data maintained by RSC may not reflect all real estate activity in the market. Historical averages reflect the past 15 years activity.

*Historical Averages reflects last 15 years